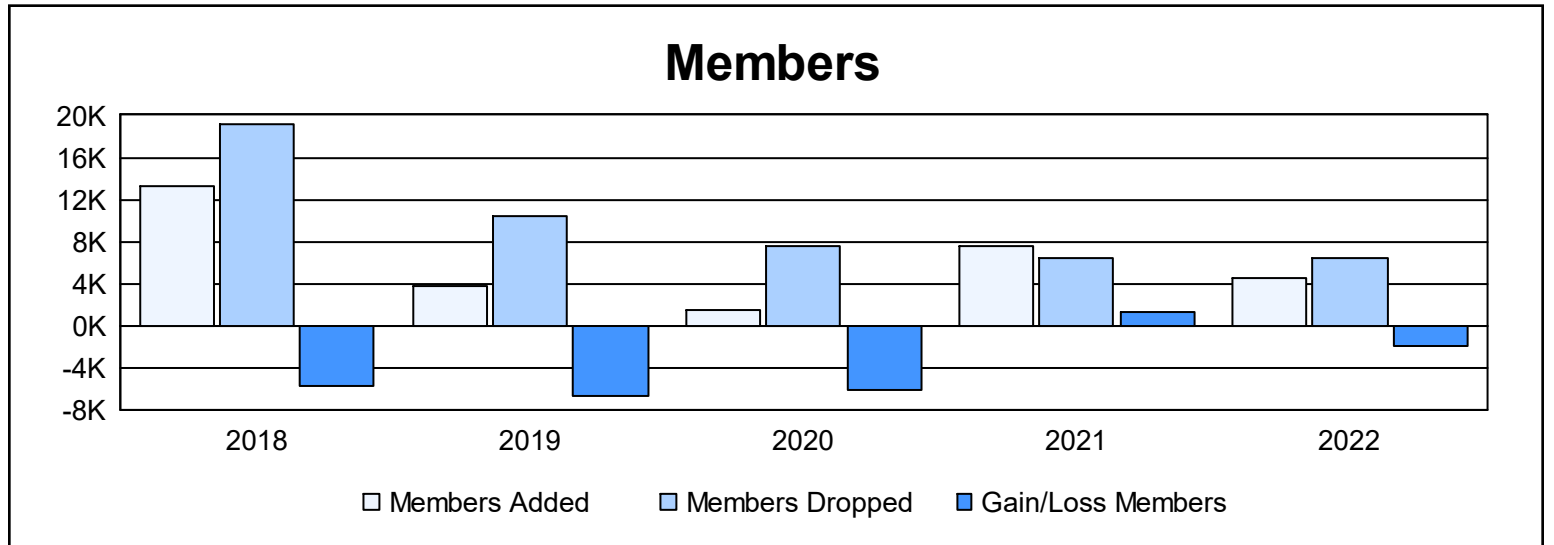
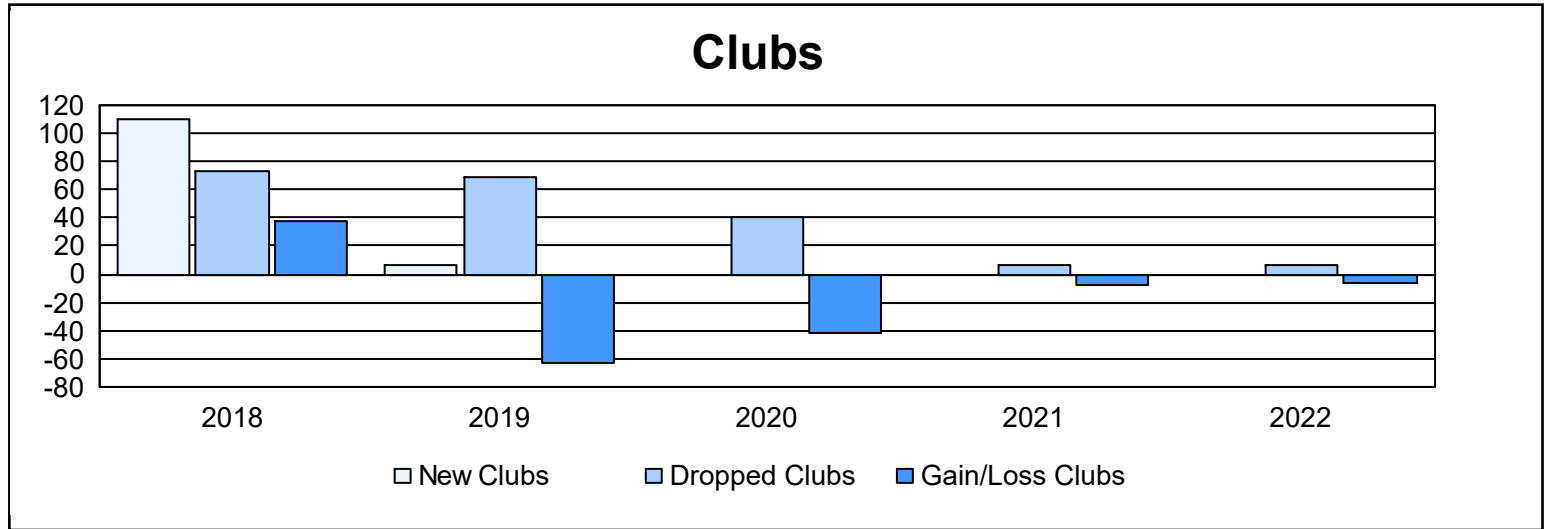
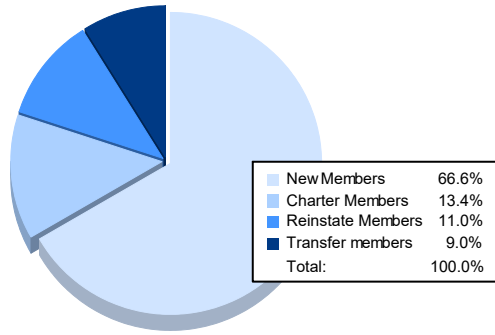


Year	New Clubs	Dropped Clubs	Gain/ Loss Clubs	New Members	Charter Members	Reinstate Members	Transfer Members	Total Member Added	Total Members Dropped	Gain/ Loss Members
2017-2018	110	73	37	7,296	4,870	751	377	13,294	19,061	-5,767
2018-2019	6	69	-63	2,165	912	281	415	3,773	10,400	-6,627
2019-2020	0	41	-41	83	578	340	380	1,381	7,486	-6,105
2020-2021	0	7	-7	5,778	648	451	692	7,569	6,340	1,229
2021-2022	0	6	-6	3,006	605	498	404	4,513	6,394	-1,881
<b>Average</b>	<b>23</b>	<b>39</b>	<b>-16</b>	<b>3,666</b>	<b>1,523</b>	<b>464</b>	<b>454</b>	<b>6,106</b>	<b>9,936</b>	<b>-3,830</b>



### Membership Composition June 2022 Cumulative



### Gender Composition June 2022 Cumulative

